



PGCPS . **ENGAGE . DESIGN . BUILD . COMMUNICATE** . PGCPS



COLIN L. POWELL ACADEMY

CONSTRUCTION UPDATE MEETING | OCTOBER 17th, 7:30 PM




PRINCE GEORGE'S COUNTY
EDUCATION & COMMUNITY PARTNERS

SERVICIOS DE INTERPRETACIÓN


INTERPRETING SERVICES

La interpretación simultánea
está disponible en español.
*Simultaneous interpretation is
available in Spanish.*



SERVICIOS DE INTERPRETACIÓN

INTERPRETING SERVICES



On a computer-- At the bottom of the screen will be an interpretation globe. Click that globe and then select *Spanish*.

En una computadora-- En la parte baja de la pantalla habrá un globo de interpretación. Haga clic en ese globo y seleccione "Spanish."



On a mobile device-- At the bottom of the screen, tap the ellipses icon on the bottom right (...).

- Tap *Language Interpretation*.
- Tap *Spanish*.


En un dispositivo móvil-- En la parte baja de la pantalla, toca el icono de elipses en la parte baja derecha (...).

- Toque *Language Interpretation*.
- Toque *Spanish*.



We value your input.

- Please type your questions/comments in the Q&A area of Zoom.
- Questions and answers from this town hall will be posted on pgcpsblueprintschools.com.



Our Commitment

PGCPS is moving swiftly to deliver safe, state-of-the-art, and sustainable learning environments for our students, teachers, and communities.

Through a three-pronged approach, traditional Capital Improvement, Staged Renovations, and the nation's first Public School P3 Design-Build-Maintain approach, otherwise known as the Blueprint Schools Program, we're on track to deliver over 25 modernized school facilities in just 10 years.



Agenda

- Team Introductions
- Project Scope
- Construction Overview
- Q&A





Team Introductions

- **Jason Washington**, Director, Blueprint Schools
- **Brandey McDonald**, Principal in Charge, PGCECP
- **Dr. Kasandra Lassiter**, Assoc. Superintendent for Elementary Schools & Early Childhood Centers, PGCPS
- **Dr. David Curry**, Assoc. Superintendent for Middle Schools, PGCPS
- **Jose Lopez**, Project Manager, B&D
- **Mike Ricketts**, Senior Project Executive, Gilbane
- **Brian Malanchuk**, Senior Project Executive, Gilbane
- **Arland Knipe**, Project Executive, Gilbane
- **Carli Kitto**, Project Manager, Gilbane



Project Scope

Project Status: Construction

Square Footage: 233,865 SF

Occupancy: 2,000

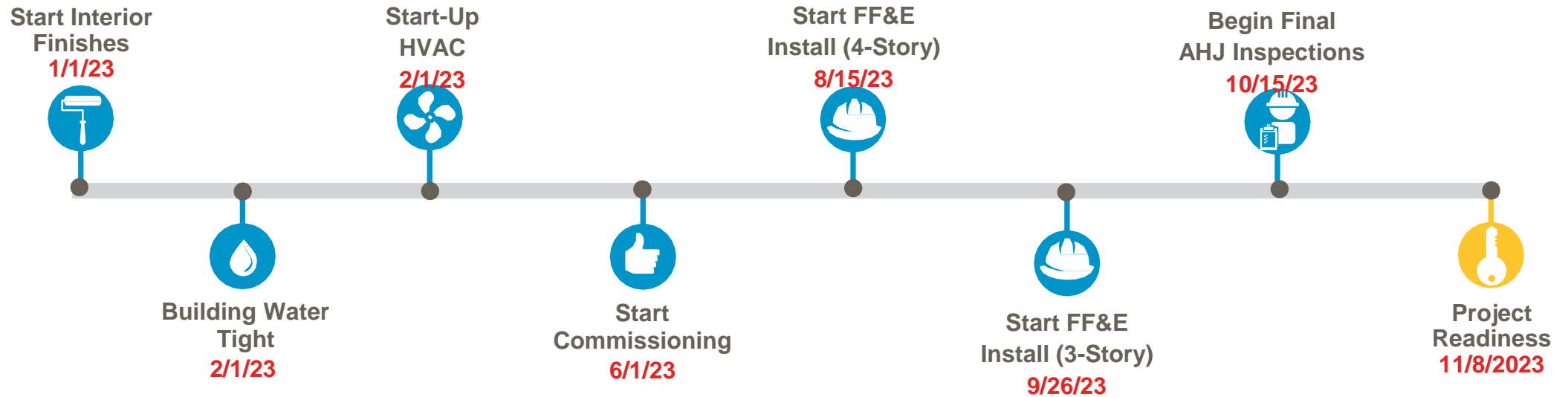
Grades: PK-8

Address: 12200 Fort
Washington Rd, Fort
Washington, MD 20744

School Overview: **School Amenities**

<ul style="list-style-type: none">• Maryland High Performance Building	<ul style="list-style-type: none">• Full community-use<ul style="list-style-type: none">• <i>Campus Facilities</i>
<ul style="list-style-type: none">• Solar Ready/EV Charging Infrastructure	<ul style="list-style-type: none">• LEED Silver Equivalence
<ul style="list-style-type: none">• Two outdoor classrooms	<ul style="list-style-type: none">• Fully Wireless Campus
<ul style="list-style-type: none">• Two gymnasiums	<ul style="list-style-type: none">• New Frontage
<ul style="list-style-type: none">• Gymnatorium/Cafetorium	<ul style="list-style-type: none">• Heightened stormwater management controls
<ul style="list-style-type: none">• Innovation Lab	<ul style="list-style-type: none">• STEAM Lab
<ul style="list-style-type: none">• Open-concept media center	<ul style="list-style-type: none">• Primary Library

Construction Overview



Construction Overview: Surcharging

- Surcharging consists of applying load on the ground surface in excess of existing soil to accelerate consolidation.
- **Why was surcharging necessary?**
 - Existing soil was saturated with excess water/moisture that prevented it from compacting and settling.
- **Why has this activity impacted school delivery?**
 - The initial surcharging activities did not compress as rapidly as planned; therefore, additional surcharge was added to the site to accelerate the compression, thus adding additional weeks to the construction schedule.

Construction Overview

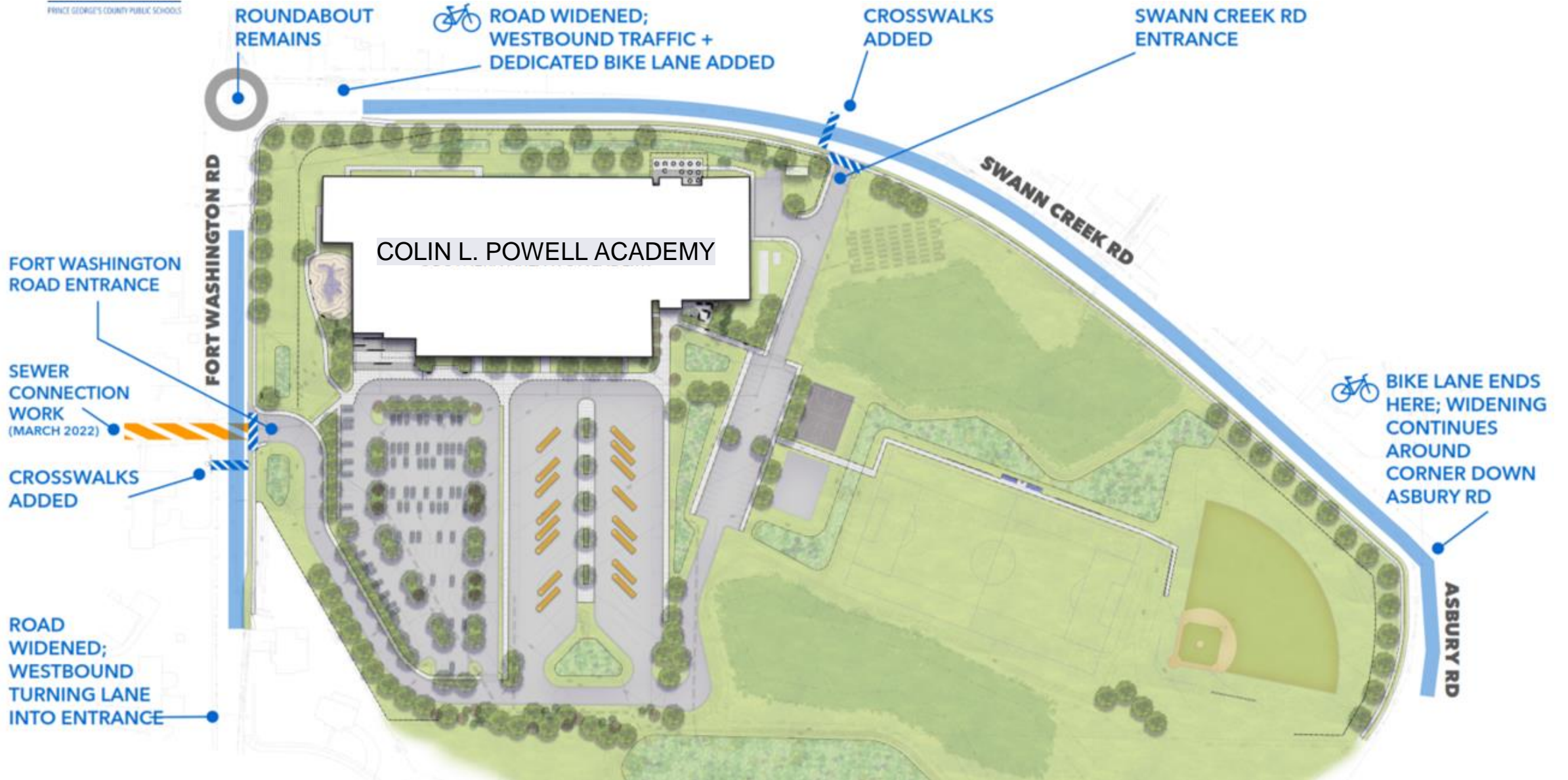
Completed Work	Work in Progress	Next Steps
Primary steel framing	TPO roofing installation	One-siding drywall partitions
Concrete slabs on metal deck	Exterior wall panel and window installation	Interior door frame installation
Site retaining wall	Secondary steel framing	Elevator equipment delivery and installation
Surcharging and site work	Interior CMU block wall construction and stud wall framing	Curb, gutter, and base coat asphalt installation
Grass planting at softball and soccer fields	Interior MEPF overhead and in-wall rough-ins	
	Main mechanical room and electrical room rough-ins	
	Parking lot grading	
	Installation of underground site utilities	

Construction Overview



Construction Overview





Construction Overview



Construction Overview



Construction Overview



Construction Overview



Construction Overview



Questions & Answers

Please note, we will only addressing construction updates and logistics questions. All programming or operational questions will be addressed at a later date.

Thank You!

To submit additional questions and to view today's presentation, visit www.pgcpsblueprintschools.com