




PGCPS . **ENGAGE . DESIGN . BUILD . COMMUNICATE** . PGCPS



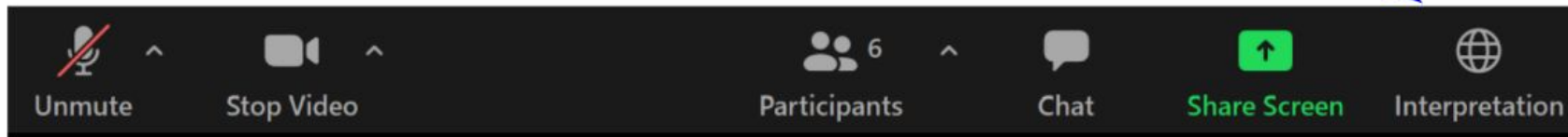
James Madison Middle School

PROJECT UPDATE MEETING | APRIL 22nd, 5:30 PM




SERVICIOS DE INTERPRETACIÓN *INTERPRETING SERVICES*

La interpretación simultánea
está disponible en español.
*Simultaneous interpretation is
available in Spanish.*



SERVICIOS DE INTERPRETACIÓN

INTERPRETING SERVICES



On a computer-- At the bottom of the screen will be an interpretation globe. Click that globe and then select *Spanish*.

En una computadora-- En la parte baja de la pantalla habrá un globo de interpretación. Haga clic en ese globo y seleccione "Spanish."



On a mobile device-- At the bottom of the screen, tap the ellipses icon on the bottom right (...).

- Tap *Language Interpretation*.
- Tap *Spanish*.


En un dispositivo móvil-- En la parte baja de la pantalla, toca el icono de elipses en la parte baja derecha (...).

- Toque *Language Interpretation*.
- Toque *Spanish*.



We value your input.

- Please type your questions/comments in the Q&A area of Zoom.
- Questions and answers from this town hall will be posted on the school project page at bit.ly/DCP-JamesMadison.



Our Commitment

PGCPS is moving swiftly to deliver safe, state-of-the-art, and sustainable learning environments for our students, teachers, and communities.

Through a three-pronged approach, traditional Capital Improvement, Staged Renovations, and the nation's first Public School P3 Design-Build-Maintain approach, otherwise known as the Blueprint Schools Program, we're on track to deliver over 25 modernized school facilities in just 10 years.



Agenda

- Team Introductions
- Project Scope Review
- Project Timeline
- Construction Update
- Q&A



Team Introductions

PGCPS Department of Capital Programs

- **Dr. Charoscar Coleman**, *Chief Operating Officer*
- **Jason Washington**, *Associate Superintendent of Supporting Services*
- **Shayla Jackson**, *Director*
- **Will Smith**, *Project Management Supervisor*
- **Ricardo Smith**, *Fiscal Supervisor*
- **Anoop Gupta**, *Project Manager*

PGCPS Office of Transportation

- **Keba Baldwin**, *Director*

James Madison Middle School

- **Beverly Botchway**, *Principal*

Protec Construction

- **Amarjit Singh**, *President*
- **Vik Singh**, *Vice President*
- **Robin Phadumdeo**, *Senior Project Manager*
- **Gautam Urs**, *Project Manager*
- **Kate Mossafer**, *Assistant Project Manager*



Project Scope



The major renovation of James Madison Middle School consists of the complete replacement of the building's HVAC system, improvement to the building envelope, ceiling replacement, lighting and electrical upgrades, update to the fire alarm system, new fire suppression system, and interior architectural upgrades.



Project Timeline

Summer 2021	Planning and Bidding Process
Summer 2021	Design Phase and Existing Conditions Assessment
Spring 2022	Design Approval and Permit Issuance by DPIE
Summer 2022	Phase 1 Construction Begins
February 2023	Swing Space Planning
Spring 2023	Phase 1 Substantial Completion
June/July 2023	Move Out of JMMS to Swing Location
Summer 2023	Phase 2 Construction Begins
Summer 2024	Phase 2 Substantial Completion
Summer 2024	Move Back to JMMS



Construction Overview

Major Completed Work	Work in Progress	Next Steps
All new Mechanical Equipment have been installed and started up (Chiller, RTU's, DOAS, FCU's, Convector, Kitchen Hood Systems, Make-Up Air, Exhaust Fans, Pumps). Includes installation of new BAS controls	Testing & Balancing, Insulation	Commissioning, Training & Demonstration
All new Sprinkler Systems and FA Systems have been installed and started up	Sprinkler & FA Systems – Pre-Test	Final Inspection with Fire Marshall
All light fixtures & low-voltage devices have been installed on the new ceiling systems	Install Motion Sensors, Exit Signs	Commissioning
New steel dunnage & concrete pads for equipment have been installed and inspected	Grading	Install fence around the mechanical equipment
Hazardous Material (pipe, duct and openings) have been removed and inspected		
All new exterior storefront systems, windows and hollow metal frames/doors and hardware have been installed		



Construction Overview



DOAS #1 Installed & Started Up



DOAS #2 and RTU #1 Installed & Started Up



Construction Overview



Chiller Installed & Started Up




RTU #2 and #4 Installed & Started Up



Construction Overview



RTU #3 and DOAS #1 Installed & Started Up



New ceiling systems installed



- Please type your questions/comments in the Q&A area of Zoom.
- Questions and answers from this town hall will be posted on the James Madison MS project page at bit.ly/DCP-JamesMadison.
- If you have additional questions, please email them to capital.programs@pgcps.org.





Thank You!

To submit additional questions and to view today's presentation, visit the project webpage at bit.ly/DCP-JamesMadison.

To receive the Department's news and updates, join the mailing list at bit.ly/DCP-Mailing or scan the QR code below.

