




PGCPS . ENGAGE . DESIGN . BUILD . COMMUNICATE . PGCPS



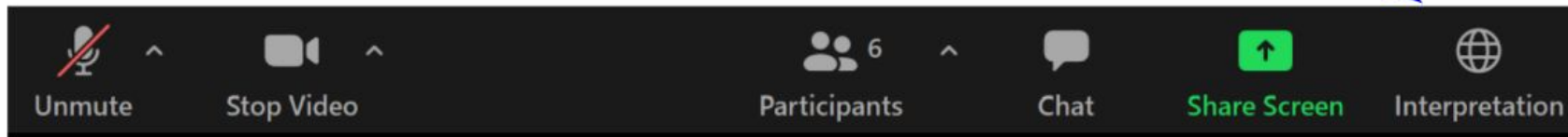
WILLIAM WIRT MIDDLE SCHOOL

PROJECT UPDATE MEETING | JUNE 5th, 7:30 PM




SERVICIOS DE INTERPRETACIÓN *INTERPRETING SERVICES*

La interpretación simultánea
está disponible en español.
*Simultaneous interpretation is
available in Spanish.*



SERVICIOS DE INTERPRETACIÓN

INTERPRETING SERVICES



On a computer-- At the bottom of the screen will be an interpretation globe. Click that globe and then select *Spanish*.

En una computadora-- En la parte baja de la pantalla habrá un globo de interpretación. Haga clic en ese globo y seleccione "Spanish."



On a mobile device-- At the bottom of the screen, tap the ellipses icon on the bottom right (...).

- Tap *Language Interpretation*.
- Tap *Spanish*.


En un dispositivo móvil-- En la parte baja de la pantalla, toca el icono de elipses en la parte baja derecha (...).

- Toque *Language Interpretation*.
- Toque *Spanish*.



We value your input.

- Please type your questions/comments in the Q&A area of Zoom.
- Questions and answers from this town hall will be posted on the school project page at <https://offices.pgcps.org/cip/>.



Our Commitment

PGCPS is moving swiftly to deliver safe, state-of-the-art, and sustainable learning environments for our students, teachers, and communities.

Through a three-pronged approach, traditional Capital Improvement, Staged Renovations, and the nation's first Public School P3 Design-Build-Maintain approach, otherwise known as the Blueprint Schools Program, we're on track to deliver over 25 modernized school facilities in just 10 years.



Agenda

- Team Introductions
- Project Scope
- Construction Overview
- Q&A



Team Introductions

PGCPS Department of Capital Programs

- **Dr. Charoscar Coleman**, *Chief Operating Officer*
- **Shawn Matlock**, *Director*
- **Will Smith**, *Project Management Supervisor*
- **Henry Lewis**, *Project Manager*

Crabtree, Rohrbaugh & Associates Architects

- **Seth Wentz**, *Project Architect*

Keller Brothers

- **Justin Short**, *Project Executive*
- **Brad Meyer**, *Project Manager*
- **Melissa Kolick**, *Assistant Project Manager*
- **Michael Bailey**, *Superintendent*
- **Tom Weir**, *Assistant Superintendent*



Project Scope

The Replacement of the William Wirt Middle School for Prince George's County Public Schools in Riverdale, Maryland. The Project consists of the construction of a new school facility, associated site work, and the demolition of the existing school. The Project will be performed in four main phases that will generally be performed sequentially.



Project Scope

Project Phases

Phase 1 consists of the relocation of the existing modular classrooms, installation of sediment and erosion controls, installation of new utilities to the new school building, and some site work.

Phase 2 includes the construction of the new school building and is constructed in conjunction with the progression of Phase 1 site work. Upon completion of the new school and Phase 1 site work adjacent to the new building, the Owner can utilize the new facility and vacate the existing school building.

Phase 3 consists of utility disconnects and demolition of the existing school building.

Phase 4 includes the completion of all site work including completion of the installation of the stormwater system, bio-retention structures, a new ball field, amphitheater seating, new bus loop, newly paved surface play courts, fencing, and a new parking lot with access to Tuckerman Street.



Project Scope



1st Floor Commons Area



Project Scope



Library/Media Room



Project Scope



Cafeteria



Typical Classroom



Project Scope



Collaboration Space



2nd Floor Lobby



Construction Overview

November 2022	Building Dry in Area C
December 2022	Building Dry in Area B
April 2023	Building Dry in Area A
June 2023	Permanent Power
August 2023	Phase 1 Substantial Completion
January 2024	Phase 2 Substantial Completion
April 2024	Phase 3 Substantial Completion
August 2024	Phase 4 Substantial Completion
September 2024	Final Completion



Construction Overview

Major Completed Work	Work in Progress	Next Steps
Installation of the CMU stair tower and elevator shaft in Area B, and stair railing installation in Areas B and C.	Material procurement	Installation of the storm drain, structures, and bioretention piping/structures to be completed.
Overhead and in-wall rough-ins in Areas A, B, and C.	Installation of the storm drain and structures	Installation of the CMU stair tower and elevator shaft in Area B and stair and railing installation at Area C to continue.
Installation of the RTU 4/5 steel supports and roofing membrane at Area C that are associated with RFI 242.	Micro Bioretention piping	Installation of the metal framing at canopies and soffit, metal siding and composite panels, install metal doors, curtain wall, and storefront at Area B to continue.
Installation of the RFI 252 support steel.	Installation of the metal framing at canopies and soffit at Area B.	Placement of the transformer/generator pad at the Equipment Yard to be completed.
Roof insulation and membrane at Area A.	Installation of the masonry veneer/stone	Installation of roof insulation and membrane and metal coping at Area C to be completed.
Installation of air/water barrier, windows, and masonry veneer/stone at Area C South and East Elevations.	Air barrier installation at Area C exterior	Setting of RTUs and mechanical equipment, and mechanical and electrical connections at Areas A, B, and C to begin.
Installation of roof drains, electrical penetrations, and roofing membrane at Area A	Overhead and in-wall rough-ins in Areas A, B, and C	Installation of air barrier, masonry veneer/stone, and metal framing at canopies and soffit at the Area A exterior to begin.
Pouring of the electrical equipment pads and setting of electrical panel boxes in Areas B and C, second and third floors.	Hanging and finishing drywall on the first floor of Area B.	Installation of the electrical panels and switchboards in the Main Electric Room to begin.



Construction Overview



Area B & C – Spray Foam, Curtain Walls, Windows



Metal Soffit Framing



Construction Overview



Area B Storefront



Brick Veneer



Construction Overview



Stormwater Ground Work



SOG for Equipment Building



Construction Overview





- Please type your questions/comments in the Q&A area of Zoom.
- Questions and answers from this town hall will be posted on the William Wirt MS project page at www.pgcps.org/cip.
- If you have additional questions, please email them to capital.programs@pgcps.org.





Thank You!

To submit additional questions and to view today's presentation, visit www.pgcps.org/cip.